

## Oasis 60 x 32 ABF Configured Bathtub With (2010 ADA Standards) 4-Horizontal Bars And Pivot-Hinge FOLDING Seat Package



**Specification** – Oasis one-piece, 60 x 32-inch deep, FRP gelcoat bathtub model TS-6032 ABF (17.25-inch apron) having a factory-equipped package in compliance with 2010 ADA Standards for Accessible Design. Package includes 2-horizontal bars on back wall, single horizontal bar on head end wall, horizontal bar on control wall, pivot-hinge FOLDING in-tub seat at head end and shower curtain rod.

### Standards Certification:

The bathtub listed is manufactured in compliance with ANSI Z124 Standards, and certified through an ongoing, independent quality assurance and testing program.

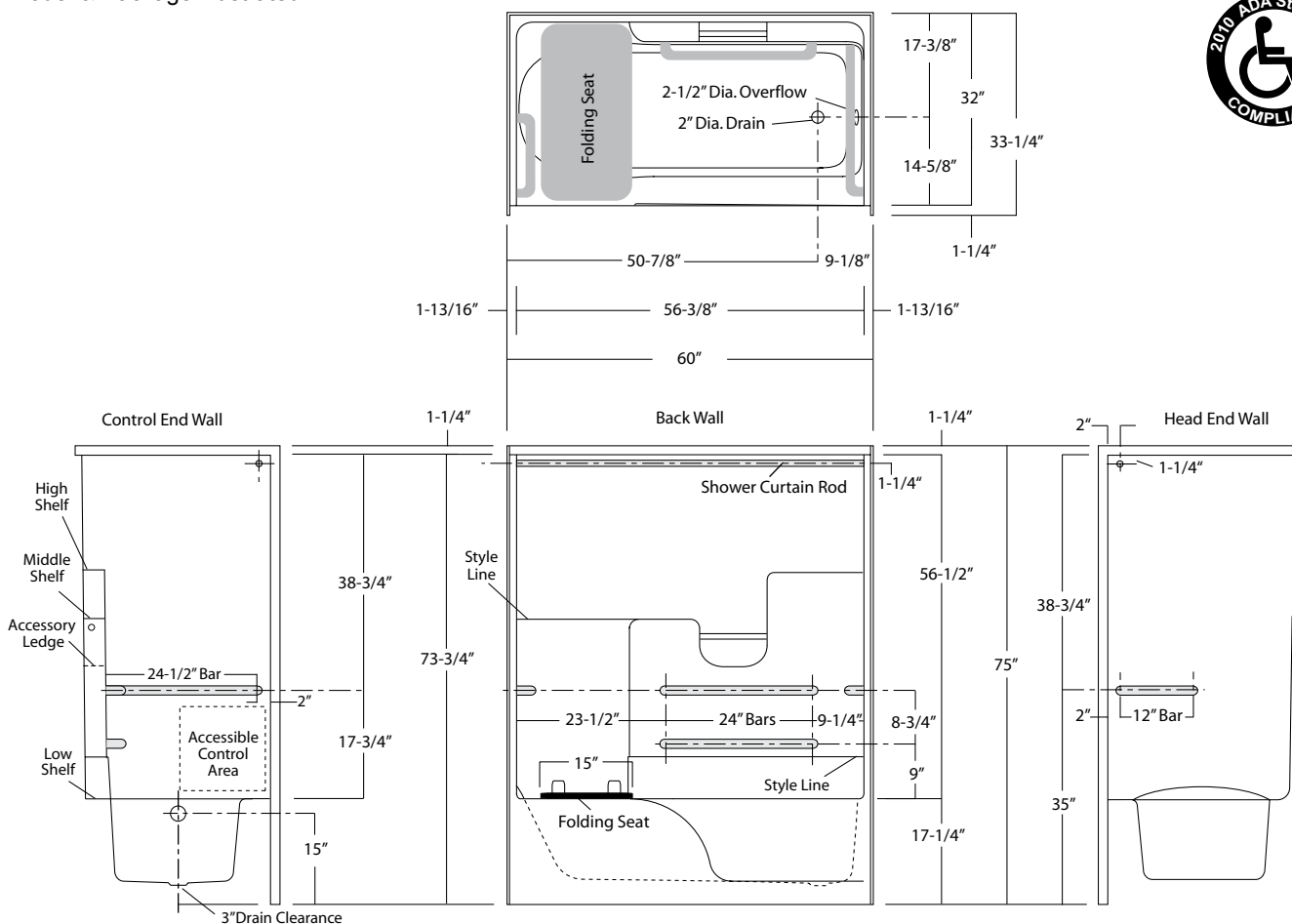
The factory-applied grab bars and seat package are installed in compliance with 2010 ADA Standards for Accessible Design, and certified through an independent review program.

# Oasis®

**TS-6032 R ABF / ADA10-FLD**  
(RH drain / 17.25" apron)  
Model & Package Illustrated



**Home Innovation**  
LAB CERTIFIED™


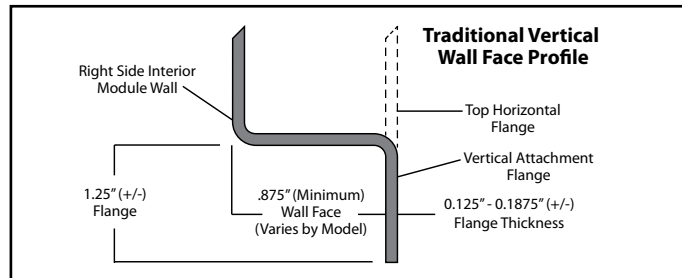


Dimensions shown are maximum. Due to the nature of the materials involved, actual unit dimensions can vary (tolerances: +0 / -3/8 inch).  
Oasis reserves the right to modify or discontinue product and/or associated equipment without prior written or verbal notification or obligation.

Model ID	Package Code	Description (define configuration referencing drain end)
TS-6032 L ABF TS-6032 R ABF	/ ADA10-FLD	60" x 32", end drain, tub-shower, with 17.25" apron, 4-bars (dual horizontal back wall bars, single horizontal bar on head end wall and control wall) with white phenolic folding seat and shower curtain rod.
DELETE / SHWR ROD-TS		Delete shower curtain rod from ADA10 package. (DOES NOT compromise package compliance).

**Package Notes:**

1. Model available without listed package.
2. For 4-bar and removable seat package, see "ADA10-REM" package code.
3. For 5-bar (with vertical entry bar) and seat package, see "ANS09" package code.
4. For 2, 3, 4, and 5-bar packages without a seat, see ActivLife "BP1-60", BP2-60", "4BAR", and "5BAR" packages codes.
5. For REINFORCEMENT ONLY for bars (based on ADA10 package less seat), see ActivLife "FH" package code.
6. For expanded reinforcement package options, (with or without listed package components), see ActivLife "3SM" and "3SF" package codes.



- Photo 1: Grab Bars: Factory-installed 1.50-inch diameter, concealed attachment, 18 gauge, #304 brushed stainless steel grab bars. Concealed attachment design provides tamper-resistance and minimizes debris collection areas at contact points, compared to common exposed flange bar designs, without compromising bar attachment integrity. (Reinforced areas include a structural core material encapsulated in FRP composite.)
- Photo 2: FOLDING In-Tub Seat: Factory-installed seat with non-porous, high-pressure laminate upper and lower surfaces, fused to high-density phenolic core. The seat area secures to an 18 gauge, #304 stainless steel framework, and easily pivots upward to store along the wall without supplemental fasteners. Heavy-duty wall (hinge) bracket design eliminates supplemental legs and is formed from 10 gauge, #304 brushed stainless steel. (Reinforced area includes a structural core material encapsulated in FRP composite.)
- Photo 3: Shower Curtain Rod: Factory-installed 1.00-inch diameter, concealed attachment, 18 gauge, stainless steel shower curtain rod with polished finished.