

# NIOB-1RPH

1" Iolite BWF Round Pinhole

Source: 9W or 10W LED  
600lm

Type

Project

Catalog No.

Notes

## PRODUCT DESCRIPTION

1" Iolite BWF reflectors can be specified for use with Iolite new construction or remodel housings. Pinhole reflector focuses the beam spread through small opening.

## FEATURES

- 600lm / 9W or 10W
- 2700K, 3000K, 3500K, 4000K, 5000K @ 90+ CRI
- Cree® LED COB or Comfort Dim Technology
- 60° (Flood) optic installed, 40° (Narrow flood) and 20° (Spot) optics included
- 5-Year limited warranty

## SPECIFICATION

**Construction:** Reflectors are constructed of heat dissipating, die-cast aluminum. The aluminum die-cast LED heat sink is threaded to fit the reflector and transfer heat.

**Mounting:** Reflector includes friction blades to mount securely to housing.

**Field Changeable Optics:** Each reflector comes with a 60° (installed), 40° and 20° optics (included).

## ELECTRICAL

**Lumens / Wattage:** 600lm / wattage varies by housing (9W / LE3 or 10W / LE4)

**Color Temperature:** 2700K, 3000K, 3500K, 4000K, 5000K

**CRI:** 90+CRI

**Operating Temp.:** 0°C to 40°C ambient temperature

**Lifetime:** 50,000 hours @ L70

**Comfort Dim:** Comfort Dim color tunes the temperature from a bright 3100K, to a romantic and comfortable 2000K on a gradual, even curve.

**Dimming:** Specified by housing

## COMPATIBLE HOUSINGS

Reflectors are compatible with respective Iolite housings manufactured by Nora Lighting.

CATALOG NO.	DESCRIPTION	LUMENS / WATTAGE
NHIOICD-16LE3	ICAT New Construction, 120V; Triac/ELV	600lm / 9W
NHIOICD-16LE4	ICAT New Construction, 120-277V; Triac/ELV/0-10V	600lm / 10W
NHIOICDCP-16LE3	Chicago Plenum, 120V; Triac/ELV	600lm / 9W
NHIOICDCP-16LE4	Chicago Plenum, 120-277V; Triac/ELV/0-10V	600lm / 10W
NHRIIOC-16LE4	ICAT Remodel, 120-277V; Triac/ELV/0-10V	600lm / 10W

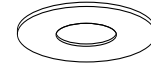
**Accessories:** Reflectors will accommodate (1) hex louver and (1) translucent deco collar or opaque snoot, no accessory holder is required, see accessories page.

## LABELS AND LISTINGS

- cULus Listed for Wet Locations
- ENERGY STAR certified
- [5-Year Limited Warranty](#)
- RoHS Compliant
- Can be used to comply with 2019 Title 24 - part 6 High Efficacy LED light source requirements




## PRODUCT IMAGES & DIMENSIONS



← 1-1/8" →  
← 2-3/4" →

**NIOB-1RPH**  
Round Pinhole  
Non-Adjustable



**BB**  
Black Pinhole  
Black Flange



**BMPW**  
Black Pinhole  
Matte Powder White Flange



**HZMPW**  
Haze Pinhole  
Matte Powder White Flange



**MPW**  
Matte Powder White Pinhole  
Matte Powder White Flange

## 1" Iolite BWF Round Pinhole - Dedicated Housing Required

Reflector Type	Color Temp.	Finish
<b>NIOB-1RPH</b> = Round Pinhole	<b>27X</b> = 2700K	<b>BB</b> = Black / Black
	<b>30X</b> = 3000K	<b>BMPW</b> = Black / Matte Powder White
	<b>35X</b> = 3500K	<b>HZMPW</b> = Haze / Matte Powder White
	<b>40X</b> = 4000K	<b>MPW</b> = Matte Powder White
	<b>50X</b> = 5000K	
	<b>CDX</b> = Comfort Dim <sup>†</sup>	

<sup>†</sup> Comfort Dim technology uses non-Cree COB modules. 1" & 2" Iolite uses a different dimming curve than 4" Comfort Dim

## Compatible Housings

Housing Type
<b>NHIOICD-16LE3</b> = ICAT New Construction / Triac/ELV / 600lm / 9W
<b>NHIOICD-16LE4</b> = ICAT New Const. / Triac/ELV/0-10V / 600lm / 10W
<b>NHIOICDCP-16LE3</b> = Chicago Plenum / Triac/ELV / 600lm / 9W
<b>NHIOICDCP-16LE4</b> = Chicago Plenum / Triac/ELV/0-10V / 600lm / 10W
<b>NHRIIOC-16LE4</b> = ICAT Remodel / Triac/ELV/0-10V / 600lm / 10W

Example: **NIOB-1RPH27XMPW** = 1" Iolite BWF Round Pinhole, 2700K, Matte Powder White finish, 600lm

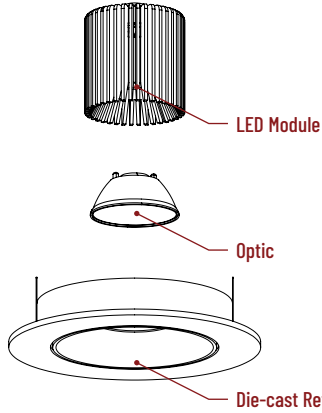
# 1" Iolite Accessories

1" Iolite BWF Round Pinhole

Type	
Project	
Catalog No.	
Notes	

## FIELD CHANGEABLE OPTICS

Iolite reflectors include 20°, 40° and 60° optics. Optics can be changed in the field by removing LED module from die-cast reflector. Replacement optics include an optional frosted lens.



## ACCESSORIES

Iolite accessories can be added at any point in the design process. Accessories easily install between LED module and die-cast reflector. Luminaire will accommodate (1) hex louver and (1) collar accessory, no accessory holder required.

Translucent Decorative Collar

NIO-1AS15(color)	5/8" length
NIO-1AS19(color)	3/4" length
NIO-1AS24(color)	1" length

**Color:**  
AM (amber), BLU (blue), FR (frosted), R (red)

Translucent collars color the aperture with the specified color while producing white general light. Collars are available in different lengths. Use to add interest, create a theme, match a theme or define a space.

Opaque Collar Snoot

NIO-1AS15(color)	5/8" length
NIO-1AS19(color)	3/4" length
NIO-1AS24(color)	1" length

**Color:**  
BLK (black), MPW (matte powder white), WH (white)

Opaque snoot greatly reduces aperture brightness while preserving light output. (Note: Black snoot will reduce light)


Hex Cell Louver

NIO-IHC Black

Hex cell louver subtly reduces aperture brightness by reducing light output by about 20%.

## FLUSH MOUNT

1" Iolite BWF reflectors can be installed flush with the drywall for a flush mount appearance. A flush mount mud ring is installed after the drywall and a professional drywall finisher floats the ceiling to blend in the mud ring.



### Flush Mount Mud Ring

NIO-FMMR-1R Round Mud Ring

Mounts trim flush to ceiling with reflector flange visible. **Mud ring attaches to drywall. Requires and only for use with NHIOICD-16 or NHIOICDCP-16 new construction housings and NIOB-1R reflectors.**

Dimensions: 7-7/8" diameter 1/2" thick

# PHOTOMETRICS

1" Iolite BWF Round Pinhole  
600 lumens

Type

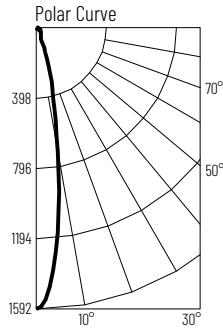
Project

Catalog No.

Notes

## Test Information

Test Number: NTR11300  
Part Number: NIO-1RPH30MPW  
Beam Spread: 18° Spot  
Lumens: 369lm  
Wattage: 9.17W  
Efficacy: 40lpw  
CCT / CRI: 3000K / 90 CRI  
Spacing Criteria (0°-180): 0.32  
Spacing Criteria (90°-270): 0.32



## Illuminance at a Distance

Distance from Luminaire	FC at Nadir	Beam Diameter
4'	99.5fc	1'-4"
6'	44.2fc	2'
8'	24.9fc	2'-7"
10'	15.9fc	3'-4"
12'	11.1fc	3'-11"

## Zonal Lumen Summary

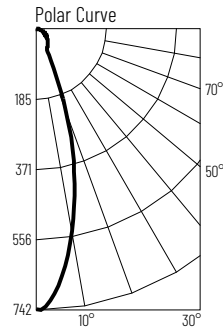
Zone	Lumens	% Luminaire
0-30	241	65.4
0-40	272	73.7
0-60	329	89.3
0-90	368	99.8
90-180	1	0.2
0-180	369	100

## Candela Table

Vertical Angles	Candela
0	1592
5	1276
15	360
25	69
35	49
45	41

## Test Information

Test Number: NTR11301  
Part Number: NIO-1RPH30MPW  
Beam Spread: 31° Narrow Flood  
Lumens: 355lm  
Wattage: 9.12W  
Efficacy: 39lpw  
CCT / CRI: 3000K / 90 CRI  
Spacing Criteria (0°-180): 0.52  
Spacing Criteria (90°-270): 0.52



## Illuminance at a Distance

Distance from Luminaire	FC at Nadir	Beam Diameter
4'	46.3fc	2'-4"
6'	20.6fc	3'-5"
8'	11.6fc	4'-6"
10'	7.4fc	5'-8"
12'	5.1fc	6'-10"

## Zonal Lumen Summary

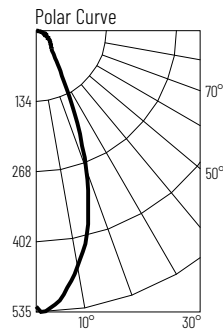
Zone	Lumens	% Luminaire
0-30	216	60.9
0-40	249	70.3
0-60	313	88.2
0-90	354	99.8
90-180	1	0.2
0-180	355	100

## Candela Table

Vertical Angles	Candela
0	740
5	681
15	393
25	95
35	54
45	44

## Test Information

Test Number: NTR11302  
Part Number: NIO-1RPH30MPW  
Beam Spread: 41° Flood  
Lumens: 372lm  
Wattage: 9.06W  
Efficacy: 41lpw  
CCT / CRI: 3000K / 90 CRI  
Spacing Criteria (0°-180): 0.68  
Spacing Criteria (90°-270): 0.68



## Illuminance at a Distance

Distance from Luminaire	FC at Nadir	Beam Diameter
4'	32.8fc	3'
6'	14.6fc	4'-6"
8'	8.2fc	6'
10'	5.3fc	7'-6"
12'	3.6fc	9'

## Zonal Lumen Summary

Zone	Lumens	% Luminaire
0-30	229	61.6
0-40	270	72.7
0-60	329	88.7
0-90	371	99.8
90-180	1	0.2
0-180	372	100

## Candela Table

Vertical Angles	Candela
0	525
5	500
15	380
25	152
35	60
45	40