

SPECIFICATIONS

Features/Benefits



- Diverter on Valve
- Requires Gerber Treysta® Rough-In, G00GS555S (Horizontal Inputs) or G00GS557S (Vertical Inputs), Sold Separately
- Includes Treysta® Ceramic Disc Pressure Balance Cartridge
- 12" Metal Shower Arm, D481376 (D502157LSTC Only)
- 6" Tub Spout DA666573 (D502157LSTC Only)
- Finish-Matched Deep Wall Kit, D113001, Sold Separately
- Finish-Matched Shallow Wall Kit, GA663B11, Sold Separately



Available Color/Finishes

Color	Description
	Chrome

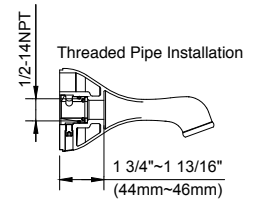
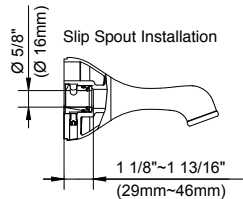
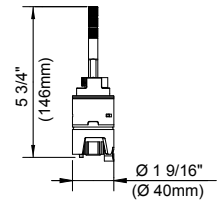
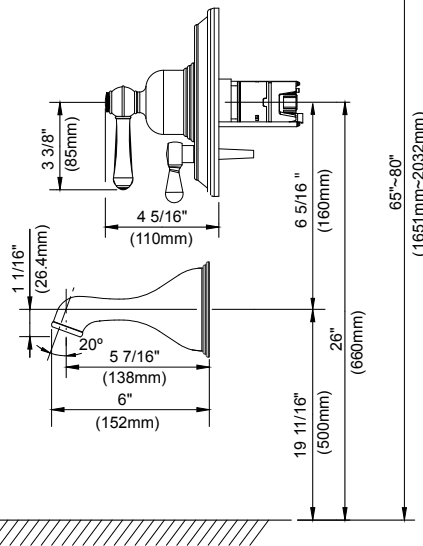
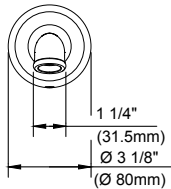
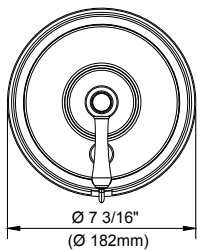
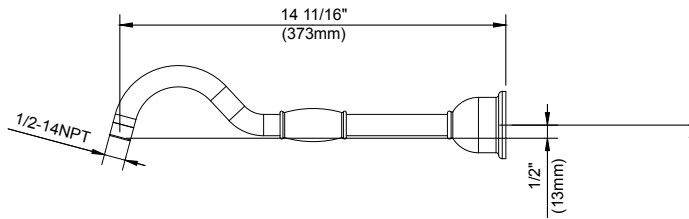
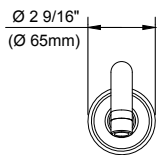
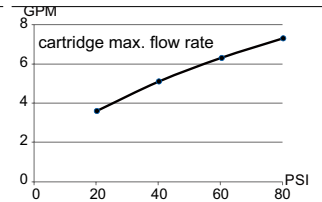
Please see gerberonline.com or current price list for available finishes. Finish is defined by additional suffix.

Standards & Certifications



(Lever Handle)

Flow Rate



Submittal Information:

Name: _____ Contractor: _____
 Location: _____ Contact #: _____